

2MINUTES2POST RACETRACK PRO

USER GUIDE

System Requirements:

Desktop/Laptop

Windows 7/8/10, Windows Server 2012/2016 Operating System

Microsoft .NET 4.6.1 Installed

High Speed Internet Connection

2.0GHz or greater CPU

4GB RAM

2M2P Racetrack Pro will not work on a Apple/Mac desktop or laptop. However, 2M2P can provide a dedicated Microsoft Azure Virtual Machine for you to connect with using your Apple/Mac computer. Pricing subject to Microsoft Azure costs

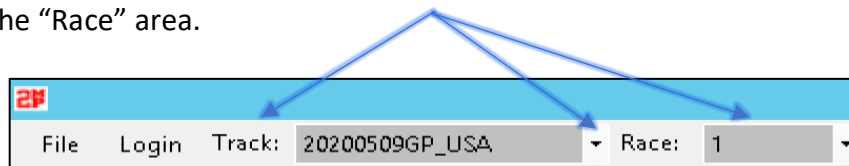
2Minutes2Post is licensed and powered by Equibase

Copyright 2020 2Minutes2Post, LLC, - Do Not Copy – Do Not Distribute

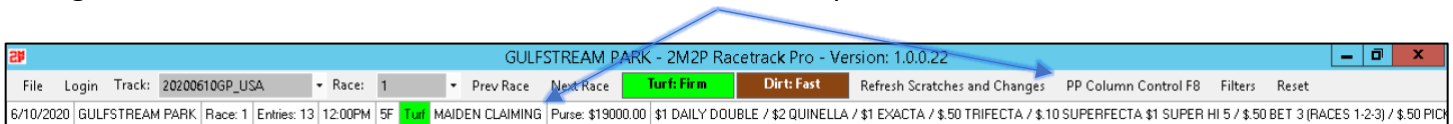
To Log into 2M2P Racetrack Pro enter your Email Address and Password into 2M2P Racetrack Pro and click “Login” when the program opens.



Selecting a Track: At the top right corner of the program, there is a gray box with a drop-down arrow in the “Track” area. To select the track you want to load, click on the drop-down arrow and select the track you desire to handicap. Tracks are listed by their unique Equibase Date and Track Code read in order as Year, Month, Day, Track Code_USA. The data will automatically load to Race 1. To advance to the next race, click the drop-down arrow in the “Race” area.



Once the Track has loaded, the Track Conditions for today’s races will be highlighted; Green for Turf and Brown for Dirt. There are four additional buttons that appear to the right side: “Refresh Scratches and Changes” “PP Column Control,” “Filters and Reset.” Followed by Race Information



- a. **Refresh Scratches and Changes:** will automatically remove horses that are scratched, it will update any race changes and Jockey changes, and will automatically update the live track conditions i.e. Sloppy/Good/OFF etc. If there is a Jockey change or if the track is moved off the Turf, the changes will be highlighted in **RED**. 2M2P receives a real time feed from Equibase and once the feed is processed, the changes will appear on 2M2P Racetrack Pro. You also have the ability to click on “Refresh Scratches and Changes” manually to update the changes. The updates will appear every 15 minutes.
- b. **PP Column Control:** Allows you to pick and choose which columns you want to see on the Main dashboard and Data Grid. More information on that feature will be explained in the Data Grid Section on Page 20.
- c. **Filters:** Filters will clear and reset specific grids in 2M2P Racetrack Pro.
- d. **Reset:** Will reset ALL information you toggled on and off, or removed.

2M2P RACETRACK PRO MAIN DASHBOARD

The 2M2P Racetrack Pro Main Dashboard displays all 150+ statistical data points we are able to provide for the Race Track selected. The stats include the Morning Line, ML Odds to %, all Horse/Jockey/Trainer statistics for This Year, Last Year and Life Time, Starts, Wins, In the Money %, Win %, ROI, and Earnings. It shows the Horses current Equipment and Medication, Pace and Various Speed Figures, Breeding, and Workouts. **An Index and Description of each statistic is provided at the back of this User Guide.**

What makes the 2M2P Racetrack Pro Main Dashboard so dynamic is that you have the ability to toggle statistics on and off that you only want to see. Stats can even be viewed individually or in groupings. You can also sort stats from High to Low and Low to High. For Example, if you only want to view all of the horses Speed Figure Averages, you have the ability to select only that stat and sort again High to Low. This keeps information uniform and easy to digest.

The 2M2P Racetrack Pro Main Dashboard also has 6 different tabs such as Entries, Race Card, Race Descriptions, Scratches and Changes, Race Changes, and My Likes. Each tab will be explained in detail later in the guide.

GULFSTREAM PARK - 2M2P Racetrack Pro - Version: 1.0.0.0

File Login Track: 20200531GP_USA Race: 11 Previous Race Next Race **Turf: Firm** **Dirt: Fast** Refresh Scratches and Changes Reset About

5/31/2020 GULFSTREAM PARK Race: 11 Entries: 10 5:55PM 1M Turf CLAIMING Purse: \$25000.00 \$1 EXACTA / \$2 QUINELLA / \$.50 TRIFECTA / \$.10 SUPERFECTA / \$1 SUPER HI 5

Entries Race Card Race Descriptions Scratches & Changes Race Changes My Likes

MorningLine Performance Horse-TY Horse-LY Horse-Life Jockey Trainer Pedigree Workouts

Like	#	Post	Horse	Odds	Odds%	Est Finish	Eq	Meds	Jockey	Lbs	Trainer	Claim\$	Est Speed Figure	L3 Speed Avg	L10 Speed Avg
<input type="checkbox"/>	1	1	Tide Storm	15/1	5	1:23.96			Samy Camacho	124	Michael Matz	30000.00	74	72	76
<input type="checkbox"/>	2	2	Rosa Star	8/1	9	1:38.07		L	Luca Panici	124	Javier Negrete	30000.00	76	80	71
<input type="checkbox"/>	3	3	Twirling Wind	10/1	7	1:50.23		L	Nik Juarez	118	Michael Matz	30000.00	47	47	47
<input type="checkbox"/>	4	4	I'll Do It My Way	5/1	13	1:35.89		L	Miguel Vasquez	118	Ronald Spatz	30000.00	68	74	61
<input type="checkbox"/>	5	5	Private Message	15/1	5	1:36.12		L	Emisael Jaramillo	124	Lary Piloti	30000.00	62	59	65
<input type="checkbox"/>	6	6	Bramble Bay	7/2	17	1:39.32		L	Joe Bravo	124	Michael Dini	30000.00	77	78	76
<input type="checkbox"/>	7	7	Panarea	20/1	4	1:36.48		L	Edgard Zayas	118	Antonio Sano	30000.00	71	73	70
<input type="checkbox"/>	8	8	Customerexperience	10/1	7	1:39.01		L	Victor Lebron	118	Saffie Joseph, Jr.	30000.00	66	66	66
<input type="checkbox"/>	9	9	La Cara Bonita	3/1	20	1:35.98		L	Paco Lopez	118	Robert Hess, Jr.	30000.00	70	73	71
<input type="checkbox"/>	10	10	Glorious Gal	9/2	14	1:35.95	B	L	Cristian Torres	113	Joseph Orseno	30000.00	71	68	67

BELMONT PARK - 2M2P Racetrack Pro - Version: 1.0.0.4

File Login Track: 20200603BEL_USA Race: 6 Previous Race Next Race **Turf: Firm** **Dirt: Fast** Refresh Scratches and Changes Reset About

6/3/2020 BELMONT PARK Race: 6 Entries: 15 3:59PM 1 1/16M Turf ALLOWANCE Purse: \$66000.00 EXACTA, TRIFECTA (.50), SUPER (1.0), PICK 3 RACES (6-8), GRAND SLAM (6-9) LATE PICK 5 (.50) RACES (6-10), DOUBLE

Entries Race Card Race Descriptions Scratches & Changes Race Changes My Likes

MorningLine Performance Horse-TY Horse-LY Horse-Life Jockey Trainer Pedigree Workouts

Like	#	Post	Horse	Horse Life Turf Starts	Horse Life Turf Win%	Horse Life Turf ITM%	Horse Life Turf ROI	Horse Life Turf \$Earned	Horse Life Dirt Starts	Horse L
<input type="checkbox"/>	1	1	Passive Investing	1/3	33	100	-37	76600	0/0	
<input type="checkbox"/>	2	2	Excess Capacity	0/0	0	0	0	0	4/14	
<input type="checkbox"/>	3	3	Madita (GER)	2/12	17	58	23	56012	0/0	
<input type="checkbox"/>	4	4	Say Hey (FR)	1/3	33	67	143	18502	0/1	
<input type="checkbox"/>	5	5	Xanthique	2/6	33	50	630	95903	0/3	
<input type="checkbox"/>	7	7	Bareeqa	12/35	34	54	40	415581	1/8	
<input type="checkbox"/>	8	8	Repatriated Gem (GB)	0/7	0	57	-100	44430	1/1	
<input type="checkbox"/>	11	11	Hungry Kitten	1/5	20	20	28	63894	0/0	
<input type="checkbox"/>	14	14	Am Impazible	0/0	0	0	0	0	3/4	
<input type="checkbox"/>	15	15	The Great Johanna	0/3	0	67	-100	15215	4/12	

ENTRIES

When the desired race track has loaded, all of the information fields will populate. There are two ways you can view the data. First, you can manually select categories using the “Check Boxes” which will display all the data for that specific field of information, (pictured below). By selecting a check box, all stats for that section will populate. For example, if you select “Performance”, only the Speed Figure information will load. Think of the check boxes as grouped information.

ENTRIES Race Card Race Descriptions Scratches & Changes Race Changes My Likes

MorningLine Performance Horse-TY Horse-LY Horse-Life Jockey Trainer Pedigree Workouts

Additionally, you can toggle each statistic on and off that you **only want to view** by clicking on items on the left-hand side.

(Pictured to the right)

Each item you select will appear on the Main Dashboard. When the item is **HIGHLIGHTED BLUE** it is on the main dashboard. When the item is “not highlighted blue” it will not appear on the Main Dashboard.

Example: The items appearing on the Main Dashboard are only Estimated Speed Figure, Last 3 Speed Figure Average, Last 10 Speed Figure Average and Speed Figure in the Mud Average.

ENTRIES Race Card Race Descriptions

MorningLine Performance

- 4: Odds
- 5: Odds%
- 6: Est Finish
- 7: Eq
- 8: Meds
- 9: Jockey
- 10: Lbs
- 11: Trainer
- 12: Claim\$
- 13: Est Speed Figure
- 14: L3 Speed Avg
- 15: L10 Speed Avg
- 16: Speed Mud Avg
- 17: TY Horse Turf Starts
- 18: TY Horse Turf Win%
- 19: TY Horse Turf ITM%
- 20: TY Horse Turf ROI
- 21: TY Horse Turf \$Earned
- 22: TY Horse Dirt Starts
- 23: TY Horse Dirt Win%
- 24: TY Horse Dirt ITM%
- 25: TY Horse Dirt ROI
- 26: TY Horse Dirt \$Earned

ENTRIES Race Card Race Descriptions Scratches & Changes Race Changes My Likes

MorningLine Performance Horse-TY Horse-LY Horse-Life Jockey Trainer Pedigree Workouts

Like	#	Post	Horse	Est Speed Figure	L3 Speed Avg	L10 Speed Avg	Speed Mud Avg
<input type="checkbox"/>	1	1	U. S. Coast Guard	54	61	48	0
<input type="checkbox"/>	2	2	Major Swartzzy	19	19	19	0
<input type="checkbox"/>	3	3	King of Rock	56	56	56	0
<input type="checkbox"/>	4	4	Anima d'Or	24	24	24	0
<input checked="" type="checkbox"/>	5	5	Took a Cab	64	70	57	69
<input type="checkbox"/>	6	6	Gran Old Parr	62	62	62	62
<input type="checkbox"/>	7	7	Storm the Bridge	66	65	67	0
<input type="checkbox"/>	8	8	Thenextbestthing	77	76	78	0
<input type="checkbox"/>	10	10	Sudden Capture	33	33	33	0
<input type="checkbox"/>	12	12	Brian's Avenue	49	49	48	0
<input type="checkbox"/>	13	13	Uncage the Cat	50	50	50	0
<input type="checkbox"/>	14	14	Magnolia Blvd	47	47	47	0

INTERACTING WITH THE 2M2P RACETRACK PRO MAIN DASHBOARD

There are several additional features you can do while viewing data on the Main Dashboard. Using the same example above, you have the ability to sort columns High to Low or Low to High.

By taking your mouse, hover over the column you'd like to sort and it will be shaded **BLUE**. Then simply click the area and the column will automatically sort Low to High. Click again, and it will sort High to Low.

This feature is available on all columns.

Like	#	Post	Horse	Est Speed Figure	L3 Speed Avg	L10 Speed Avg	Speed Mud Avg
<input type="checkbox"/>	8	8	Thenextbestthing	77	76	78	0
<input type="checkbox"/>	7	7	Storm the Bridge	66	65	67	0
<input checked="" type="checkbox"/>	5	5	Took a Cab	64	70	57	69
<input type="checkbox"/>	6	6	Gran Old Parr	62	62	62	62
<input type="checkbox"/>	3	3	King of Rock	56	56	56	0
<input type="checkbox"/>	1	1	U. S. Coast Guard	54	61	48	0
<input type="checkbox"/>	13	13	Uncage the Cat	50	50	50	0
<input type="checkbox"/>	12	12	Brian's Avenue	49	49	48	0
<input type="checkbox"/>	14	14	Magnolia Blvd	47	47	47	0
<input type="checkbox"/>	10	10	Sudden Capture	33	33	33	0
<input type="checkbox"/>	4	4	Anima d'Or	24	24	24	0
<input type="checkbox"/>	2	2	Major Swartz	19	19	19	0

In this example, the Estimated Speed Figure column is now sorted High to Low for all horses in this race

Features Menu by Right Clicking

When you click and select a line on the Main Dashboard, the Horses' Line will **HIGHLIGHT BLUE**. By right clicking on your mouse, 4 more additional interactions appear for you to use.

Like	#	Post	Horse	Est Speed Figure	L3 Speed Avg	L10 Speed Avg	Speed Mud Avg
<input type="checkbox"/>	8	8	Thenextbestthing	77	76	78	0
<input type="checkbox"/>	7	7	Storm the Bridge	66	65	67	0
<input checked="" type="checkbox"/>	5	5	Took a Cab	64	70	57	69
<input type="checkbox"/>	6	6	Gran Old Parr	62	62	62	62
<input type="checkbox"/>	3	3	King of Rock	56	56	56	0
<input type="checkbox"/>	1	1	U. S. Coast Guard	54	61	48	0
<input type="checkbox"/>	13	13	Uncage the Cat	50	50	50	0
<input type="checkbox"/>	12	12	Brian's Avenue	49	49	48	0
<input type="checkbox"/>	14	14	Magnolia Blvd	47	47	47	0
<input type="checkbox"/>	10	10	Sudden Capture	33	33	33	0
<input type="checkbox"/>	4	4	Anima d'Or	24	24	24	0
<input type="checkbox"/>	2	2	Major Swartz	19	19	19	0

Temporarily Hide Horse: This will hide the horse and its information entirely if you do not want to view this horse.

Scratch Horse: If the changes haven't been updated in time, you can manually scratch the horse.

Restore: Will restore all information for that horse and horses you Temporarily Hid or Scratched.

Clear Blue Selection Bar: For better viewing, you can remove the **Blue Highlighted Area**.

Making Your Pick

On the Main Dashboard and in the first column reads “Like.” By clicking in the boxed area in that column, you can “Like the horse.” When you Like a Horse, it will appear in the “My Likes Tab”. *Example Pictured Below.*

Like	#	Post	Horse	Est Speed Figure	L3 Speed Avg	L10 Speed Avg	Speed Mud Avg
<input checked="" type="checkbox"/>	8	8	Thenextbestthing	77	76	78	0
<input checked="" type="checkbox"/>	7	7	Storm the Bridge	66	65	67	0
<input checked="" type="checkbox"/>	5	5	Took a Cab	64	70	57	69
<input type="checkbox"/>	6	6	Gran Old Parr	62	62	62	62
<input type="checkbox"/>	3	3	King of Rock	56	56	56	0
<input type="checkbox"/>	1	1	U. S. Coast Guard	54	61	48	0
<input type="checkbox"/>	13	13	Uncage the Cat	50	50	50	0
<input type="checkbox"/>	12	12	Brian's Avenue	49	49	48	0
<input type="checkbox"/>	14	14	Magnolia Blvd	47	47	47	0
<input type="checkbox"/>	10	10	Sudden Capture	33	33	33	0
<input type="checkbox"/>	4	4	Anima d'Or	24	24	24	0
<input type="checkbox"/>	2	2	Major Swartz	19	19	19	0

RACE CARD

The Race Card tab shows all the races for the day. It provides Date, Track, Race #, Entries, Post Time, Distance, Surface, Class, Purse, Available Wagers, Track Record. *Example Pictured Below.* Notice how Dirt is highlighted in **BROWN** and Turf is highlighted in **GREEN**.

Date	Track	Race	Entries	Post	Distance	Surface	Class	Purse	Available Wagers
5/31/2020	GULFSTREAM PARK	1	14	12:45PM	5F	Turf	MAIDEN CLAIMING	\$17000.00	\$1 DAILY DOUBLE / \$2 QUINELLA / \$1 EXACTA / \$50 TRIFECTA / \$10 SUPERFECTA \$1 SUPER HI 5 / \$50 PICK
5/31/2020	GULFSTREAM PARK	2	11	1:15PM	5F	Turf	MAIDEN SPECIAL WEIGHT	\$65000.00	\$1 DAILY DOUBLE / \$2 QUINELLA / \$1 EXACTA / \$50 TRIFECTA / \$10 SUPERFECTA \$1 SUPER HI 5 / \$50 PICK
5/31/2020	GULFSTREAM PARK	3	7	1:45PM	1M	Dirt	CLAIMING	\$20000.00	\$1 DAILY DOUBLE / \$2 QUINELLA / \$1 EXACTA / \$50 TRIFECTA / \$10 SUPERFECTA \$1 SUPER HI 5 / \$50 PICK
5/31/2020	GULFSTREAM PARK	4	8	2:15PM	6F	Dirt	MAIDEN CLAIMING	\$19000.00	\$1 DAILY DOUBLE / \$2 QUINELLA / \$1 EXACTA / \$50 TRIFECTA / \$10 SUPERFECTA \$1 SUPER HI 5 / \$50 PICK
5/31/2020	GULFSTREAM PARK	5	15	2:46PM	5F	Turf	MAIDEN CLAIMING	\$17000.00	\$1 DAILY DOUBLE / \$2 QUINELLA / \$1 EXACTA / \$50 TRIFECTA / \$10 SUPERFECTA \$1 SUPER HI 5 / \$50 PICK
5/31/2020	GULFSTREAM PARK	6	8	3:16PM	6F	Dirt	MAIDEN SPECIAL WEIGHT	\$41000.00	\$1 DAILY DOUBLE / \$2 QUINELLA / \$1 EXACTA / \$50 TRIFECTA / \$10 SUPERFECTA \$1 SUPER HI 5 / \$50 PICK
5/31/2020	GULFSTREAM PARK	7	12	3:49PM	1 1/16M	Turf	CLAIMING	\$23000.00	\$1 DAILY DOUBLE / \$2 QUINELLA / \$1 EXACTA / \$50 TRIFECTA / \$10 SUPERFECTA \$1 SUPER HI 5 / \$50 PICK
5/31/2020	GULFSTREAM PARK	8	6	4:21PM	6F	Dirt	ALLOWANCE OPTIONAL CLAIMING	\$44000.00	\$1 DAILY DOUBLE / \$2 QUINELLA / \$1 EXACTA / \$50 TRIFECTA / \$10 SUPERFECTA \$50 BET 3 (RACES 8-11) / \$50 PICK
5/31/2020	GULFSTREAM PARK	9	9	4:52PM	5F	Turf	CLAIMING	\$20000.00	\$1 DAILY DOUBLE / \$2 QUINELLA / \$1 EXACTA / \$50 TRIFECTA / \$10 SUPERFECTA \$1 SUPER HI 5 / \$50 PICK
5/31/2020	GULFSTREAM PARK	10	8	5:24PM	6F	Dirt	ALLOWANCE OPTIONAL CLAIMING	\$41000.00	\$1 DAILY DOUBLE / \$2 QUINELLA / \$1 EXACTA / \$50 TRIFECTA / \$10 SUPERFECTA \$1 SUPER HI 5 / \$50 PICK
5/31/2020	GULFSTREAM PARK	11	10	5:55PM	1M	Turf	CLAIMING	\$25000.00	\$1 EXACTA / \$2 QUINELLA / \$50 TRIFECTA / \$10 SUPERFECTA / \$1 SUPER HI 5 / \$50 PICK

RACE DESCRIPTIONS

The Race Descriptions tab will explain the conditions of the Race. *See Below.*

GULFSTREAM PARK - 2M2P Racetrack Pro - Version: 1.0.0.0

File Login Track: 20200531GP_USA Race: 1 Previous Race Next Race Turf: Firm Dirt: Fast Refresh Scratches and Changes Reset About

5/31/2020 GULFSTREAM PARK Race: 1 Entries: 14 12:45PM SF Turf MAIDEN CLAIMING Purse: \$17000.00 \$1 DAILY DOUBLE / \$2 QUINELLA / \$1 EXACTA / \$50 TRIFECTA / \$10 SUPERFECTA \$1 SUPER HI 5 / \$50 BET 3 (RACES 1-2-3) / \$50 PICK

Entries Race Card Race Descriptions Scratches & Changes Race Changes My Likes

Race	Description
1	FDR MAIDENS, THREE YEARS OLD AND UPWARD. Three Year Olds, 119 lbs.; Older, 125 lbs. Claiming Price \$12,500, if for \$10,500, allowed 1 lb. (If deemed inadvisable to run this race over the turf course, it will be run on the main track at Five Furlongs)
2	(INCLUDES UP TO \$5,000 State Bred) FDR MAIDENS, TWO YEARS OLD. Weight, 118 lbs. (NON-LASIX)(Horses That Have Raced For A Claiming Price Will Be Least Preferred)Entrants Must Reach Date of Birth by Race Date. (If deemed inadvisable to ru
3	FDR THREE YEAR OLDS AND UPWARD WHICH HAVE NEVER WON THREE RACES. Three Year Olds, 120 lbs.; Older, 126 lbs. Non-winners Of A Race At A Mile Or Over Since April 30 Allowed 2 lbs. Claiming Price \$16,000 (Races Where Entered For \$
4	FDR MAIDENS, FILLIES AND MARES THREE YEARS OLD AND UPWARD. Three Year Olds, 119 lbs.; Older, 125 lbs. Claiming Price \$16,000, if for \$14,000, allowed 1 lb.
5	FDR MAIDENS, THREE YEARS OLD AND UPWARD. Three Year Olds, 119 lbs.; Older, 125 lbs. Claiming Price \$12,500, if for \$10,500, allowed 1 lb. (If deemed inadvisable to run this race over the turf course, it will be run on the main track at Five Furlongs)
6	FDR STATE BRED MAIDENS, FILLIES AND MARES THREE YEARS OLD AND UPWARD. Three Year Olds, 118 lbs.; Older, 124 lbs.
7	FDR FILLIES THREE YEARS OLD. Weight, 123 lbs. Non-winners Of A Race At A Mile Or Over On The Turf Since April 30 Allowed 2 lbs. Claiming Price \$16,000, if for \$14,000, allowed 1 lb. (Races Where Entered For \$12,500 Or Less Not Considered In Allo
8	FDR FOUR YEAR OLDS AND UPWARD WHICH HAVE NEVER WON \$10,000 TWICE OTHER THAN MAIDEN, CLAIMING, STARTER OR STATE BRED ALLOWANCE OR WHICH HAVE NEVER WON THREE RACES OR CLAIMING PRICE \$50,000. Y
9	FDR THREE YEAR OLDS AND UPWARD WHICH HAVE NEVER WON THREE RACES. Three Year Olds, 120 lbs.; Older, 125 lbs. Non-winners Of A Race Since April 30 Allowed 2 lbs. Claiming Price \$16,000 (Races Where Entered For \$12,500 Or Less N
10	FDR STATE BRED THREE YEAR OLDS AND UPWARD WHICH HAVE NEVER WON A RACE OTHER THAN MAIDEN, CLAIMING OR STARTER OR WHICH HAVE NEVER WON TWO RACES OR CLAIMING PRICE \$16,000. Three Year Olds, 120 lbs
11	FDR FILLIES AND MARES THREE YEARS OLD AND UPWARD WHICH HAVE NEVER WON TWO RACES. Three Year Olds, 120 lbs.; Older, 126 lbs. Non-winners Of A Race At A Mile Or Over On The Turf Since April 30 Allowed 2 lbs. Claiming Price \$30

SCRATCHES AND CHANGES

The Scratches and Changes tab will show all of the scratches and changes for today's races. The tab gets update automatically in near real time and pulls Equibase data every 15 minutes. You can always click the "Refresh Scratches and Changes" button to refresh the information yourself to make sure it is current. Scratches and Changes will include the following Data:

1. Track Code
2. Race Number
3. Horse Name and Number
4. Change: The change being described
5. The Reason for the change
6. Time Posted

RACE CHANGES

Information about changes to the Race Distance, Jockey and Horse information will update automatically. You can also click the "Refresh Scratches and Changes" button to update the information yourself to make sure it is current. Race Changes Include the Following:

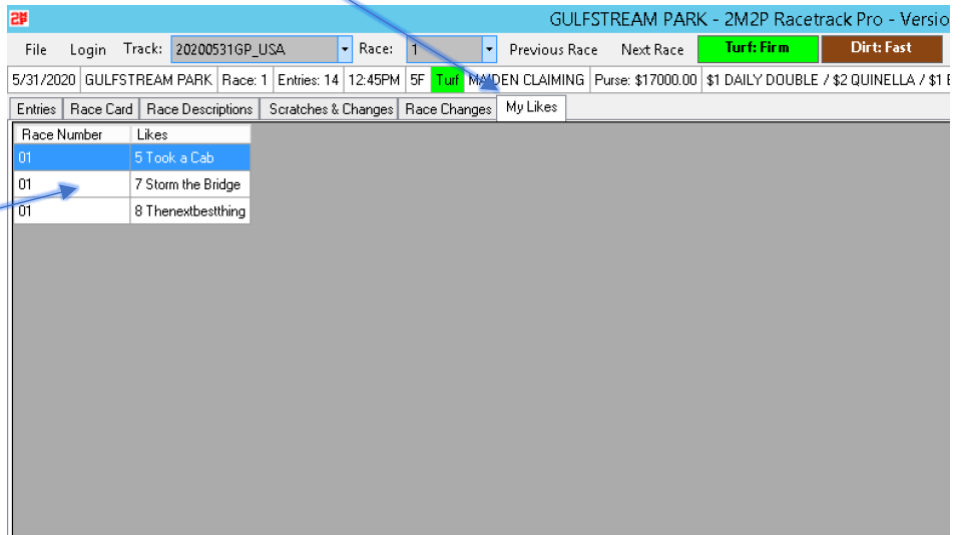
1. Track Code
2. Race Number
3. Change Description: Will list race distance and live track condition
4. Date and Time: The time and date of the change

MY LIKES

As we mentioned earlier, when you select a horse in the Entries tab that you “Liked,” it will appear in the My Likes Tab.

If you recall from our previous example, we “Liked” Horses #5, #7 and #8. Now those 3 horses will appear in this tab.

You can do this for every race and all selections will appear in this tab.



Race Number	Likes
01	5 Took a Cab
01	7 Storm the Bridge
01	8 Thenextbestthing

THE 2M2P RACETRACK PRO DATA GRID

The 2M2P Racetrack Pro Data Grid is the ultimate tool to compare Past Performance information. There are 10 different features in the Data grid that include Individual Horses Past Performances, All Past Performances for the horses running, *Equibase* Speed Figure Chart, *Equibase* Pace Figure Chart, *Equibase* Class Rating Chart, Horses' Points of Calls with Compare Features, Point of Call lengths Visualizer, Horses Historical Performance Chart, Past Performance Compare and the 2M2P & AJS Algorithms. **An Index and description of all Past Performance columns and stats can be found on the last page of this User Guide.**

Similar to the Main Dashboard, you have the ability to toggle statistics on and off, and stats can even be viewed individually or in groupings. You can also sort each section of the past performances from High to Low and Low to High. A new feature we added is that you can pick and choose which Columns you want to see. More information on that feature is on Page 20. **The data grid information is tied to the Main Dashboard; meaning the information displayed will be the Horse you selected on the Main Dashboard.**

In the Past Performance grid the Surface is colored, **BROWN** for Dirt and **GREEN** for Turf, Speed Figure information is highlighted in **GRAY**, and the Points of Calls are color coded, **Gold** for 1st, **Silver** for 2nd, and **Bronze** for 3rd.

Past Performances		All PP's for this Race	PP Compare	Speed/Pace/Class Charts	Horse Point of Call	POC Lengths Visualizer	Horse Performance	2M2P / AJS Picks													
Race	#	Horse	Date	Track	Cond	Dist	Surf	RUD	F1	F2	F3	F4	Class	Class Rating	Run Style	Pace	Speed	Post	Runners	Start	L
8	3	Beasaichi	5/28/2020	GP	FT	1M	D	5	:23.5	:46.5	1:11.20	1:37.81	CLM16000 NW2 L	79	P	65	58	5	8	7	-7.0
8	3	Beasaichi	5/1/2020	GP	GD	1M	T	138	:23.0	:47.3	1:11.64	1:35.86	CLM20000	81	E/P	81	79	2	10	5	-2.2
8	3	Beasaichi	4/10/2020	GP	FM	1M	T	136	:23.5	:47.0	1:11.07	1:35.14	CLM20000	79	E	86	76	3	7	2	-1.0
8	3	Beasaichi	3/18/2020	GP	FM	1M	T	50	:24.1	:49.0	1:12.87	1:37.09	CLM20000	73	P	63	77	1	9	5	-3.5
8	3	Beasaichi	2/21/2020	GP	FM	1M	T	77	:22.3	:46.6	1:12.02	1:36.19	CLM20000	73	P	91	75	1	9	8	-9.6
8	3	Beasaichi	1/30/2020	GP	FM	1M	T	189	:22.7	:47.2	1:11.79	1:36.14	CLM20000	69	E/P	85	73	1	9	3	-1.6
8	3	Beasaichi	12/20/2019	GP	FT	1M	D	5	:24.7	:47.6	1:12.56	1:38.45	CLM25000	69	E/P	47	57	7	7	2	-0.1
8	3	Beasaichi	11/15/2019	GPW	SY	7F	D	30	:22.8	:46.8	1:12.64	1:25.63	SOC35000 - N	69	P	35	52	3	9	8	0
8	3	Beasaichi	10/17/2019	GPW	FT	6F	D	30	:22.8	:47.0	:59.7	1:12.80	MCL35000	66	E/P	54	66	2	6	4	0

Past Performances		All PP's for this Race	PP Compare	Speed/Pace/Class Charts	Horse Point of Call	POC Lengths Visualizer	Horse Performance	2M2P / AJS Picks														
Race	#	Horse	Start	L	POC1	L1	POC2	L2	Stretch	LS	Finish	LF	Dead Heat	L1/L2 Avg	Jockey	Lbs	Eq	Meds	Odds	Wthr	Temp	Company
8	3	Beasaichi	7	-7.0	6	-3.1	4	-5.6	4	-10.0	5	-12.8	N	-4.35	Emisael Jaramillo	118	B	L	5.70	C	87	Misteca [4.3]A
8	3	Beasaichi	5	-2.2	5	-2.5	4	-1.7	4	-2.6	4	-3.0	N	-2.1	Miguel Vasquez	121	B	L	8.70	C	79	Miss My Mach
8	3	Beasaichi	2	-1.0	2	-0.5	2	-0.5	4	-3.5	4	-5.1	N	-0.5	Tyler Gaffalione	120	B	L	3.20	L	89	Days of Spring
8	3	Beasaichi	5	-3.5	9	-3.0	8	-4.3	6	-5.6	3	-1.0	N	-3.65	Tyler Gaffalione	120	B	L	2.10	L	80	Donder 'n Blitz
8	3	Beasaichi	8	-9.6	8	-6.6	6	-4.0	4	-3.0	2	-2.0	N	-5.3	Cristian Torres	115	B	L	2.30	L	71	Days of Spring
8	3	Beasaichi	3	-1.6	3	-2.5	4	-1.5	2	-2.5	2	-2.0	N	-2.0	Cristian Torres	115	B	L	4.20	C	75	Hartling [2.0] B
8	3	Beasaichi	2	-0.1	1	0.1	3	-3.0	3	-5.0	3	-6.3	N	0.25	Cristian Torres	115	B	L	2.70	L	74	Amelia Madely
8	3	Beasaichi	8	0	5	-4.1	5	-3.5	3	-4.0	5	-7.6	N	-3.8	Cristian Torres	115	B	L	2.30	0	82	Rain [6.5] La T
8	3	Beasaichi	4	0	4	-2.1	2	-1.0	2	-1.0	1	0.1	N	-1.55	Cristian Torres	115	B	L	2.50	L	89	Beasaichi [0.1

PAST PERFORMANCES

The Past Performances tab will show the past performance for the horse that is selected on the Main Dashboard. For Example, if the #3 Horse is selected on the Main Dashboard, only the Past Performances for that Horse will appear in the Past Performance Data Grid below. The Past Performances are in the same format as our PDF Version *2M2P Professional*, however, more information is displayed on 2M2P Racetrack Pro!

GULFSTREAM PARK - 2M2P Racetrack Pro - Version: 1.0.0.34

File Login Track: 20200630GP_USA Race: 8 Prev Race Next Race **Turf: Firm*** **Dirt: Fast***

6/30/2020 GULFSTREAM PARK Race: 8 Entries: 8 3:41PM 7F **Dirt CLAIMING** Purse: \$24000.00 \$1 DAILY DOUBLE / \$2 QUINELLA / \$1 EXACTA / \$.50 TRIFECTA / \$.10 SUPERFECTA \$1 SUPER HI 5

Entries Race Card Race Descriptions Scratches & Changes Race Changes My Likes

MorningLine Performance Horse-TY Horse-LY Horse-Life Jockey Trainer Pedigree Workouts

Like	#	Post	Horse	Est Speed Figure	L3 Speed Avg	L10 Speed Avg	Speed Mud Avg
<input type="checkbox"/>	8	8	Panarea	73	74	71	0
<input checked="" type="checkbox"/>	3	3	Beasaichi	70	71	68	52
<input type="checkbox"/>	1	1	Sammy's Town	66	71	65	55
<input type="checkbox"/>	7	7	Smitten for Smitty	62	62	62	0
<input type="checkbox"/>	2	2	Hilalutin	56	57	56	0
<input type="checkbox"/>	5	5	I'm a Rockstar	52	56	48	0
<input type="checkbox"/>	6	6	The Gospel of John	51	42	59	54
<input type="checkbox"/>	4	4	Trans Mississippi	47	49	48	54

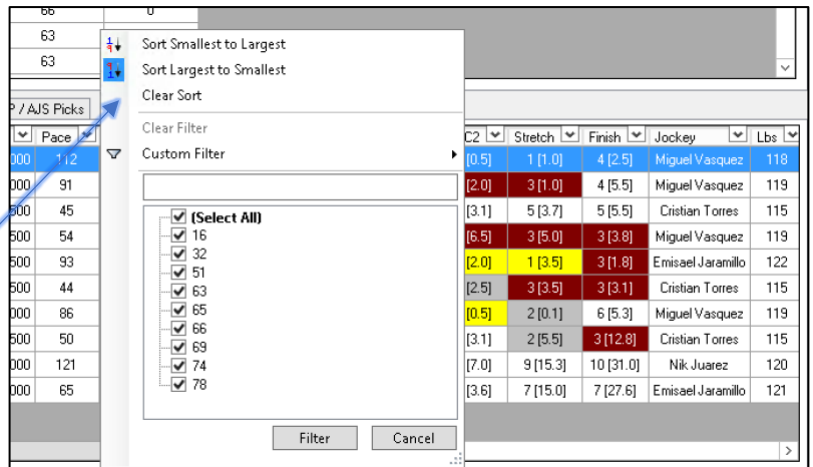
4: Odds
5: Odds%
6: Est Finish
7: Eq
8: Meds
9: Jockey
10: Lbs
11: Trainer
12: Claim\$
13: Est Speed Figure
14: L3 Speed Avg
15: L10 Speed Avg
16: Speed Mud Avg
17: TY Horse Turf Starts
18: TY Horse Turf Win%
19: TY Horse Turf ITM%
20: TY Horse Turf ROI
21: TY Horse Turf \$Earned
22: TY Horse Dirt Starts
23: TY Horse Dirt Win%
24: TY Horse Dirt ITM%
25: TY Horse Dirt ROI
26: TY Horse Dirt \$Earned

Past Performances: All PP's for this Race PP Compare Speed/Pace/Class Charts Horse Point of Call POC Lengths Visualizer Horse Performance 2M2P / AJS Picks

Race	#	Horse	Date	Track	Cond	Dist	Surf	RUD	F1	F2	F3	F4	Class	Run Style	Pace	Speed	Post	Runners	Start	L	POC1	L2
8	3	Beasaichi	5/28/2020	GP	FT	1M	D	5	:23.5	:46.5	1:11.20	1:37.81	CLM16000 NW2 L	P	65	58	5	8	7	-7.0	6	-
8	3	Beasaichi	5/1/2020	GP	GD	1M	T	138	:23.0	:47.3	1:11.64	1:35.86	CLM20000	E/P	81	79	2	10	5	-2.2	5	-
8	3	Beasaichi	4/10/2020	GP	FM	1M	T	136	:23.5	:47.0	1:11.07	1:35.14	CLM20000	E	86	76	3	7	2	-1.0	2	-
8	3	Beasaichi	3/18/2020	GP	FM	1M	T	50	:24.1	:49.0	1:12.87	1:37.08	CLM20000	P	63	77	1	9	5	-3.5	9	-
8	3	Beasaichi	2/21/2020	GP	FM	1M	T	77	:22.3	:46.6	1:12.02	1:36.19	CLM20000	P	91	75	1	9	8	-9.6	8	-
8	3	Beasaichi	1/30/2020	GP	FM	1M	T	189	:22.7	:47.2	1:11.79	1:36.14	CLM20000	E/P	85	73	1	9	3	-1.6	3	-
8	3	Beasaichi	12/20/2019	GP	FT	1M	D	5	:24.7	:47.6	1:12.56	1:38.45	CLM25000	E/P	47	57	7	7	2	-0.1	1	-
8	3	Beasaichi	11/15/2019	GPW	SY	7F	D	30	:22.8	:46.8	1:12.64	1:25.63	SOC35000 - N	P	35	52	3	9	8	0	5	-
8	3	Beasaichi	10/17/2019	GPW	FT	6F	D	30	:22.8	:47.0	:59.7	1:12.80	MCL35000	E/P	54	66	2	6	4	0	4	-

SORTING FEATURES

In the Past Performance Data Grid, you can sort and double sort each column. Each column has a drop-down arrow. To sort from High to Low or Low to High simply click on the drop-down arrow and you'll be prompted with an action.



SORTING FEATURES CONTINUED

Below is an example of Horse #5, Ollie's Candy, Past Performances sorted by Speed Figures from High to Low

Race	#	Horse	Date	Track	Cond	Dist	Surf	Run Up Distance	F1	F2	F3	F4	Class	Class Rating	Pace	Speed	Post	Runners	Start	L	POC1
9	5	Ollie's Candy	8/18/2018	DMR	FM	1 1/8M	T	50	:23.2	:47.0	1:12.31	1:48.14	DMrOaksG1	107	126	107	4	12	3	2.1	4
9	5	Ollie's Candy	6/22/2019	SA	FM	1M	T	107	:23.3	:46.5	1:10.59	1:35.50	WilshireG3	104	113	106	1	10	5	3.6	5
9	5	Ollie's Candy	5/27/2019	SA	GD	1 1/8M	T	18	:24.3	:48.5	1:12.12	1:48.07	GamelyG1	113	80	104	2	8	8	8.2	8
9	5	Ollie's Candy	11/2/2019	SA	FT	1 1/8M	D	63	:22.9	:46.6	1:10.83	1:50.50	BCDistalG1	113	116	103	2	11	4	2.6	4
9	5	Ollie's Candy	9/29/2019	SA	FT	1 1/16M	D	70	:23.1	:46.8	1:11.30	1:44.31	ZeryattaG2	107	100	103	4	6	5	7.1	5
9	5	Ollie's Candy	6/16/2018	SA	FT	1 1/16M	D	70	:23.6	:47.9	1:12.40	1:44.72	SumrOaksG2	95	82	102	6	6	2	1.0	2
9	5	Ollie's Candy	7/21/2018	DMR	FM	1M	T	80	:22.8	:46.8	1:10.67	1:34.90	SnClnntG2	102	87	101	13	13	8	4.6	9
9	5	Ollie's Candy	4/18/2020	OP	FT	1 1/16M	D	60	:22.2	:45.5	1:10.27	1:43.14	ApBlsmHG1	109	119	100	1	14	2	0.1	1
9	5	Ollie's Candy	7/28/2019	DMR	FT	1 1/16M	D	45	:23.0	:46.6	1:11.32	1:44.66	CLHrschG1	107	121	100	3	6	1	0.1	1
9	5	Ollie's Candy	3/14/2020	SA	FT	1M	D	172	:22.6	:45.7	1:10.36	1:37.33	BehldMIG1	113	120	98	5	6	3	3.5	2

You can apply this feature to every column on the Data Grid and you can double sort. **To clear the sorting**, you have to click the drop-down arrow again and select "Clear Sort" and the stats will appear as originally populated.

The Past Performance data grid also has secondary features that can be accessed by Right Clicking the Past Performance line you'd like to analyze.

Race	#	Horse	Date	Track	Cond	Dist	Surf	RUD	F1	F2	F3	F4	Class	Run Style	Pace	Speed
8	3	Beasaichi	5/28/2020	GP	FT	1M	D	5	:23.5	:46.5	1:11.20	1:37.81	CLM16000 NW2 L	P	65	58
8	3	Beasaichi	5/1/2020	GP	GD	1M	T	138	:23.0	:47.3	1:11.64	1:35.86	CLM20000	E/P	81	79
8	3	Beasaichi	4/10/2020	GP	FM	1M	T	136	:23.5	:47.0	1:11.07	1:35.86	CLM20000	E/P	81	76
8	3	Beasaichi	3/18/2020	GP	FM	1M	T	50	:24.1	:49.0	1:12.87	1:35.86	CLM20000	E/P	81	77
8	3	Beasaichi	2/21/2020	GP	FM	1M	T	77	:22.3	:46.6	1:12.02	1:35.86	CLM20000	E/P	81	75
8	3	Beasaichi	1/30/2020	GP	FM	1M	T	189	:22.7	:47.2	1:11.79	1:35.86	CLM20000	E/P	81	73
8	3	Beasaichi	12/20/2019	GP	FT	1M	D	5	:24.7	:47.6	1:12.56	1:35.86	CLM20000	E/P	81	57
8	3	Beasaichi	11/15/2019	GPW	SY	7F	D	30	:22.8	:46.8	1:12.64	1:35.86	CLM20000	E/P	81	52
8	3	Beasaichi	10/17/2019	GPW	FT	6F	D	30	:22.8	:47.0	:59.7	1:12.80	MCL35000	E/P	54	66

Add to PP Compare: This will copy the past performance line to the PP Compare tab for further analysis.

Hide PP Line: This will Hide the Past Performance line that you selected.

Restore All PP's: Will restore all PPs for that horse and horses you Temporarily Hid.

Clear Blue Selection Bar: For better viewing, you can remove the blue highlighted area.

Remove This PP Line Permanently: Selecting this feature will actually remove the figures from all average calculations. For Example, Last 10 Speed Figure Average is equal to 100, however, there is a race where the horse was given a 35 Speed Figure, it will significantly bring down the average. Removing that Past Performance Line will eliminate the "35" from the average, therefore increasing the L10 Speed Figure Average.

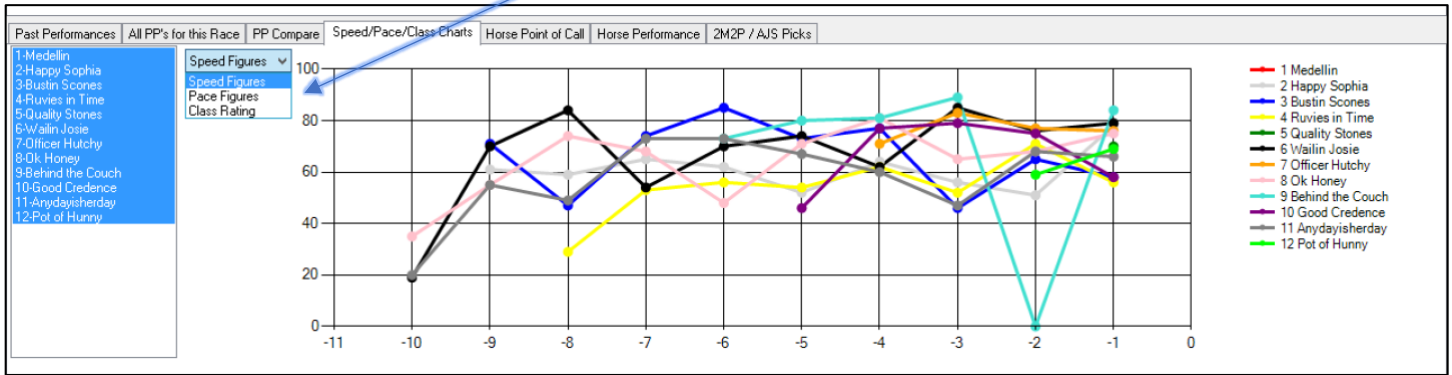
ALL PP's FOR THIS RACE

The All PPs for this Race tab will simply show all of the past performances for all horses in the race as you would typically see in a traditional past performance program, like *2M2P Professional*. The information is laid out exactly the same way. In this section you can also Add to PP Compare and Clear Blue Selection Bar.

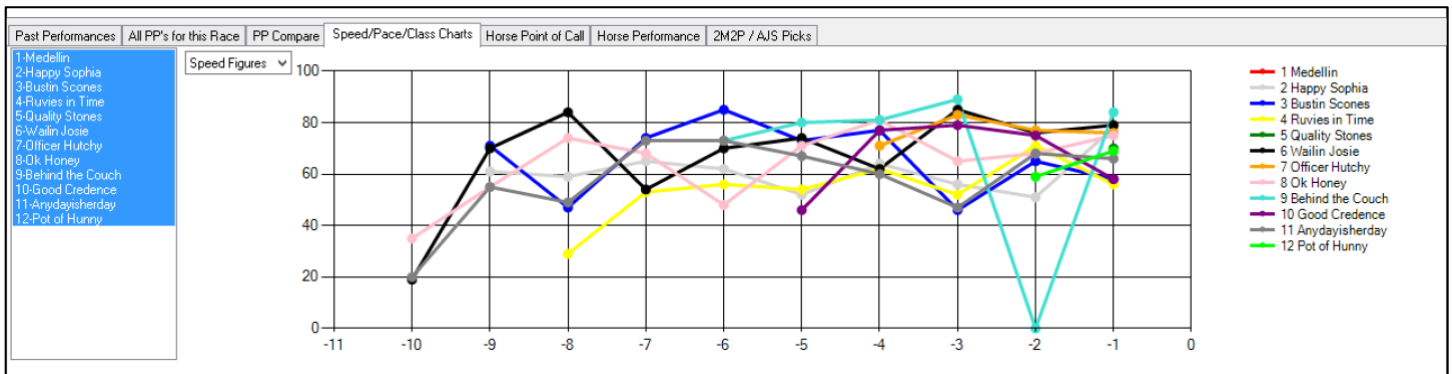
Race	#	Horse	Date	Track	Cond	Dist	Surf	Run Up Distance	F1	F2	F3	F4	Class	Class Rating	Pace	Speed	Post	Runners	Start
1	1	Alter Prom Party	11/14/2019	AQU	FM	6F	D	44	:22.4	:45.5	:57.6	1:10.27	MCL40000	79	93	69	1	12	10
1	1	Alter Prom Party	8/7/2019	SAR	FT	6F	D	54	:22.6	:46.3	:58.3	1:11.01	MCL25000	76	25	66	3	9	9
1	1	Alter Prom Party	5/18/2019	FL	FT	5F	D	50	:22.7	:47.3	.0	1:00.93	MSW	62	56	52	5	8	5
1	6	Tempesta	3/1/2020	GP	FM	1 1/16M	T	34	:23.5	:49.2	1:13.83	1:44.87	MCL16000	83	83	57	10	12	5
1	6	Tempesta	2/5/2020	GP	FM	5F	T	78	:21.9	:44.6	.0	:56.6	MCL20000	71	55	77	4	11	6
1	6	Tempesta	1/15/2020	GP	FM	5F	T	165	:21.1	:43.7	.0	:55.7	MCL20000	68	54	59	8	9	4
1	6	Tempesta	12/21/2019	GP	FT	1 1/16M	D	70	:24.2	:49.4	1:14.94	1:48.32	MCL25000	68	40	0	12	12	3
1	6	Tempesta	11/20/2019	AQU	FT	6F	D	38	:23.2	:47.8	1:00.26	1:13.13	MCL40000	82	68	35	9	12	3
1	6	Tempesta	11/7/2019	AQU	FM	1M	T	28	:23.1	:48.4	1:13.52	1:37.62	MCL50000	75	96	57	11	11	2
1	7	Coragescontender	11/4/2019	FL	FT	6F	D	50	:23.0	:46.9	:59.3	1:12.50	MSW	65	2	47	1	7	7
1	7	Coragescontender	10/22/2019	FL	GD	5 1/2F	D	56	:23.0	:47.2	:59.7	1:06.44	MSW	62	0	0	5	10	3

SPEED/PACE/CLASS CHARTS

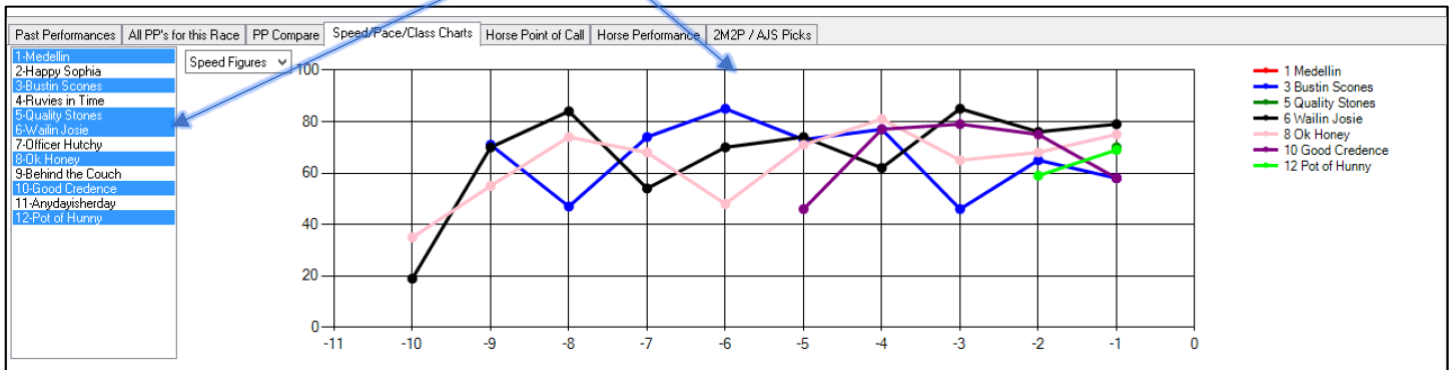
The Speed/Pace/Class charts will show the linear figures for all of the horses in a race. What makes this especially unique is that you can remove horses from this chart by “un-selecting” the horses on the left-hand side. In order to view which chart you’d like to analyze, click on the drop-down menu and select the chart.



SPEED FIGURES

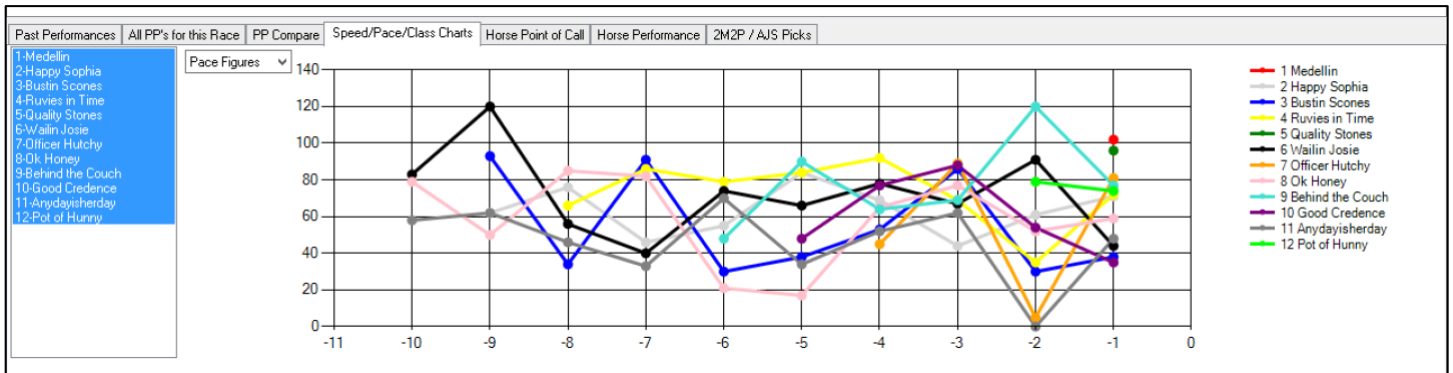


Each Horse you select will appear on the Speed Figure Chart. When the Horse is **HIGHLIGHTED BLUE** it is on the chart. When the item is “not highlighted blue” it will not appear on the chart.

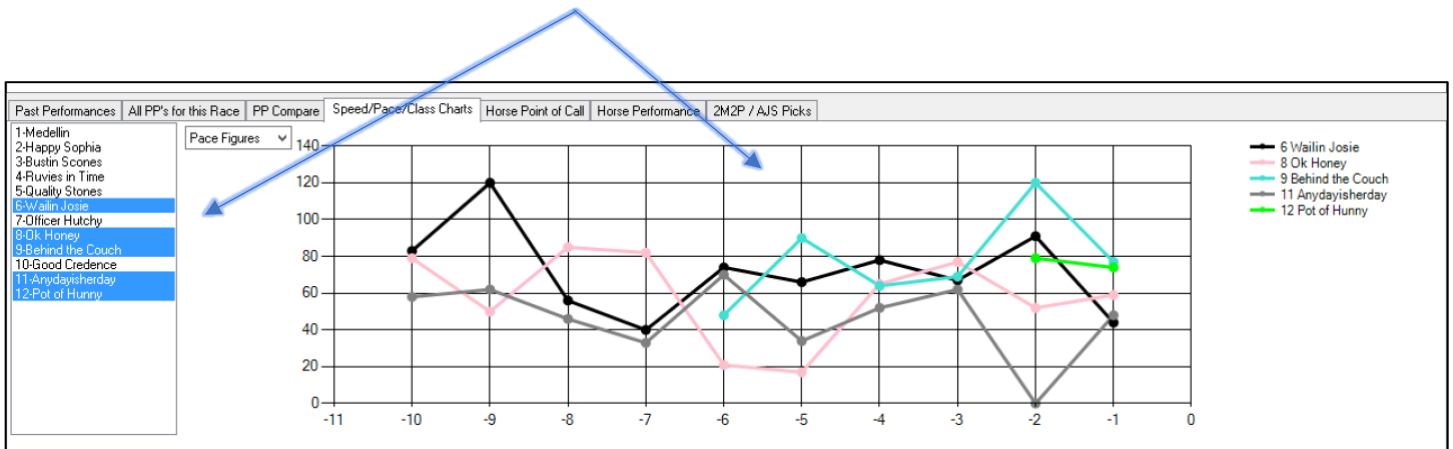


PACE FIGURE CHART

The Equibase Pace Figure Chart is the linear progression of all Horses' Pace Figures. The Equibase Pace Figures are essentially the Equibase Speed Figure at the 1st Point of Call.

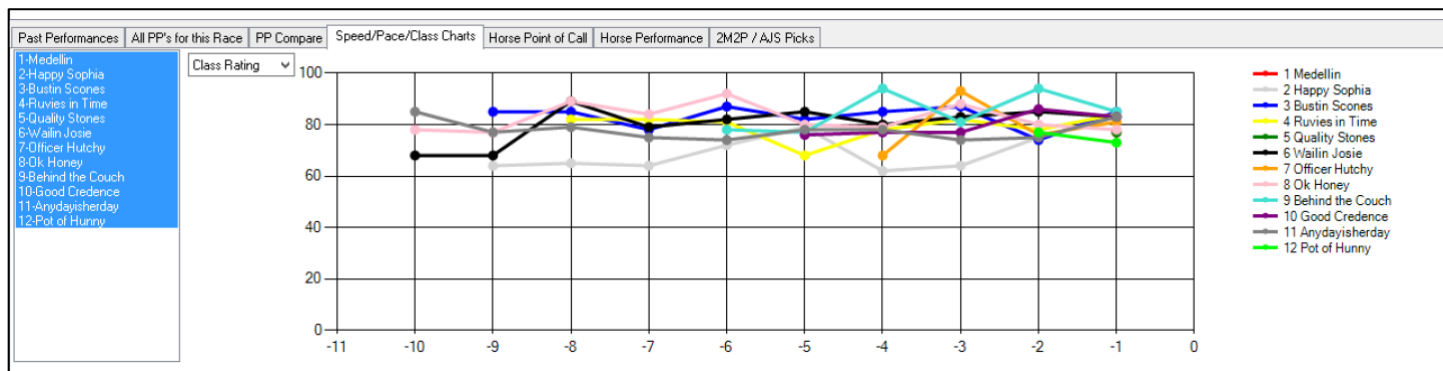


Each Horse you select will appear on the Pace Figure Chart. When the Horse is **HIGHLIGHTED BLUE** it is on the chart. When the item is "not highlighted blue" it will not appear on the chart.

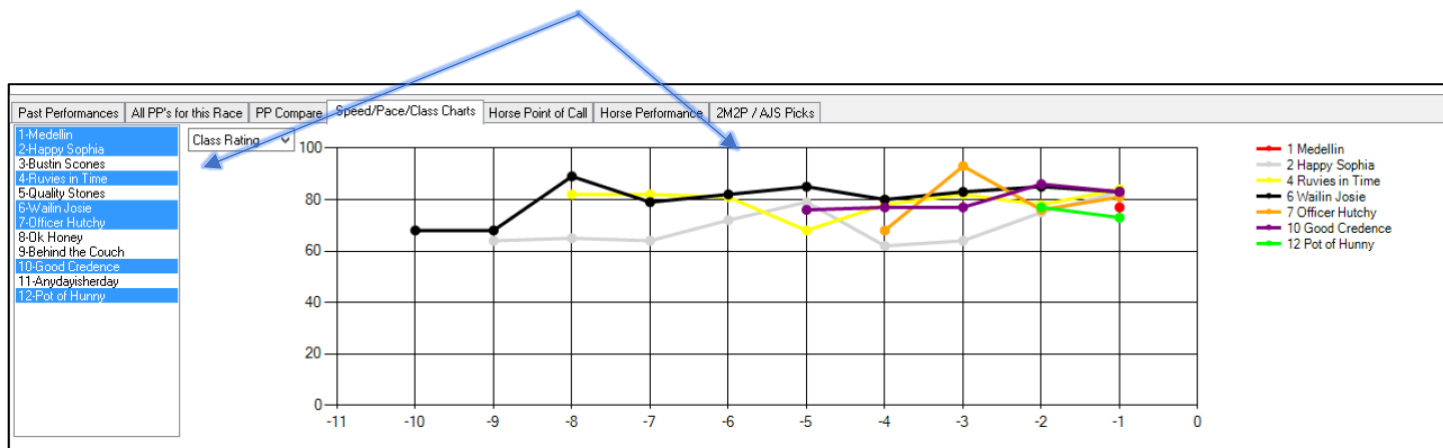


CLASS RATING CHART

The Equibase Class Rating Chart is the linear progression of all Horses' Class Rating. The Equibase Class Rating is a predictive number based on the horse's previous Speed Figures with emphasis on recent races and races run at the same distance as today's race.

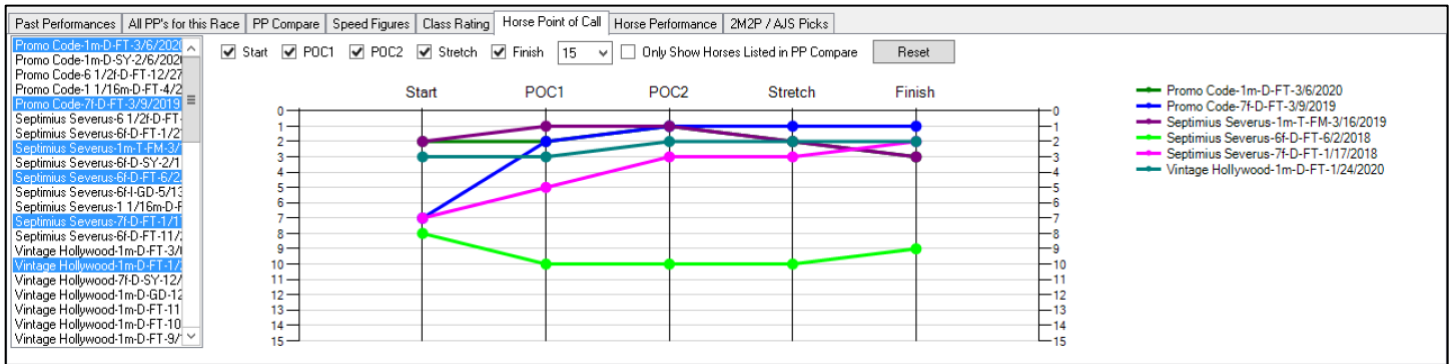


Each Horse you select will appear on the Class Rating Chart. When the Horse is **HIGHLIGHTED BLUE** it is on the chart. When the item is "not highlighted blue" it will not appear on the chart.

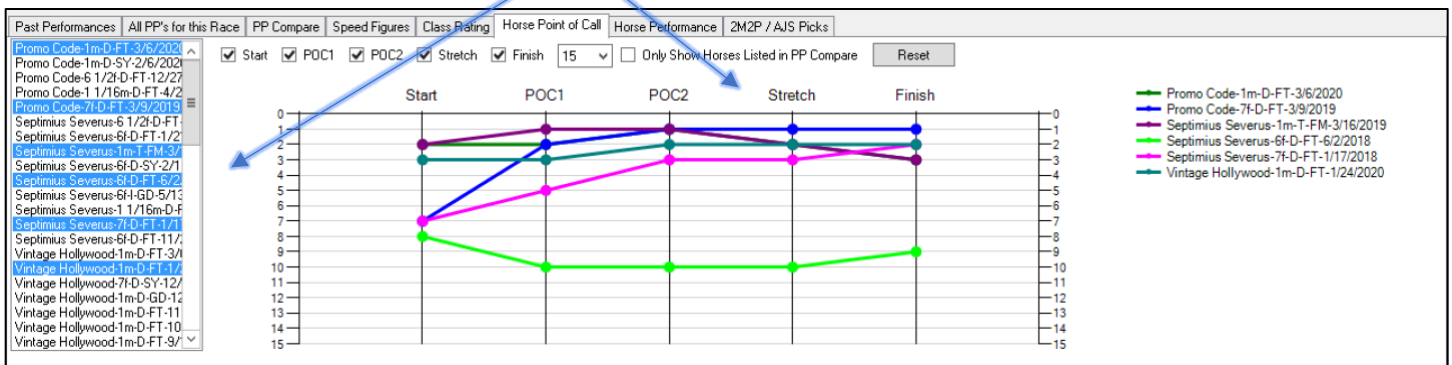


HORSE POINT OF CALL

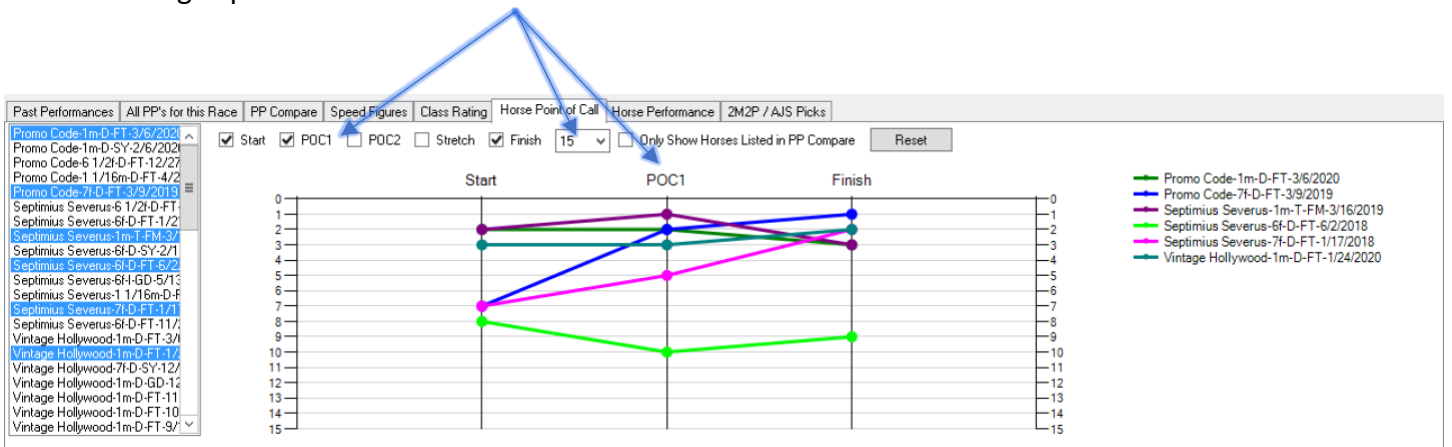
The Horse Point of Call tab will show the selected Horses' points of calls for all previous races. A new feature we've included for the Points of Calls is that you have the ability to toggle Points of Calls on or off for all horses in the race to compare. You can select individual horses, OR the same horses and pacelines that you selected for the PP Compare Tab!



Similar to the other charts, each race you select on the left-hand side will appear on the Point of Call Chart. When the Horse is **HIGHLIGHTED BLUE** it is on the chart. When the item is "not highlighted blue" it will not appear on the chart.

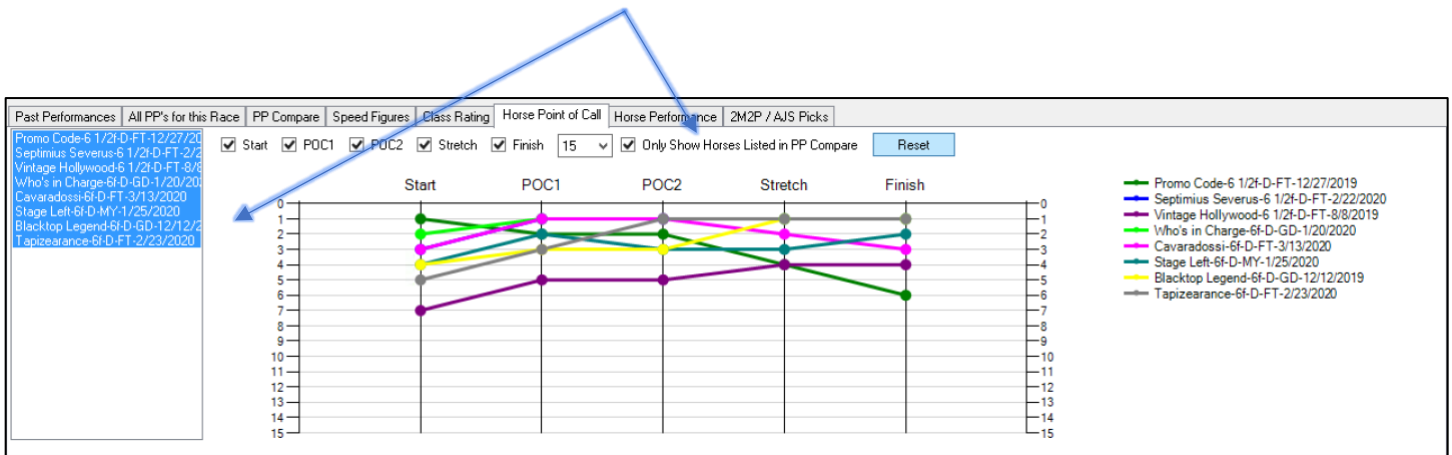


Additionally, you have the option to toggle Points of Calls on or off and adjust the grid lines from 1-21 for a better viewing experience!

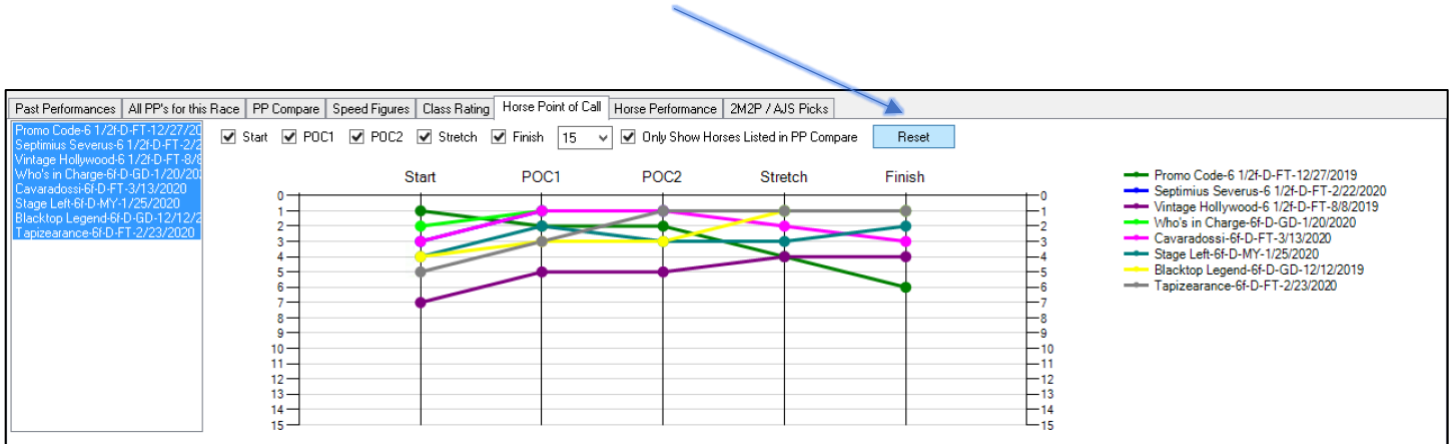


HORSE POINT OF CALL CONTINUED...

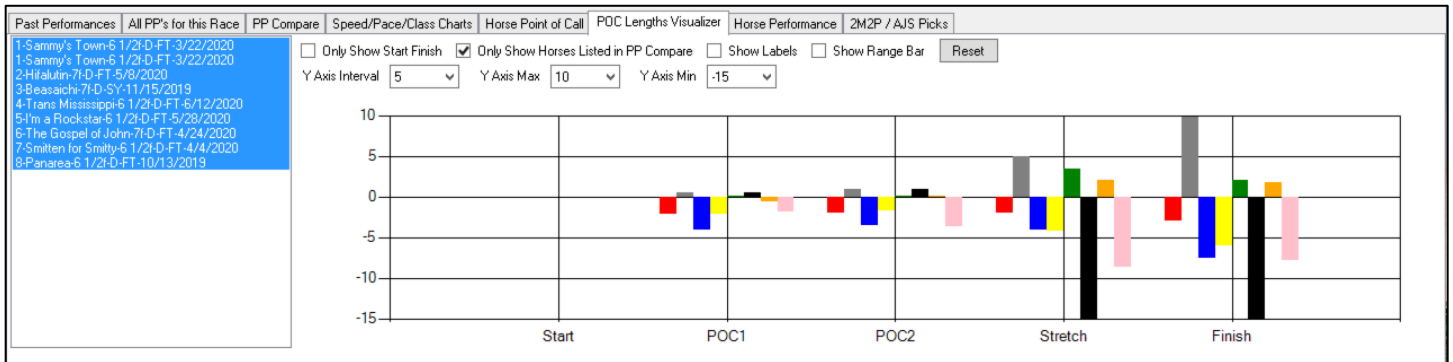
Once you have selected horses in to the PP compare tab, now you can view their points of call for comparison easily in chart form. By Clicking “Only Show Horses Listed in PP Compare” and then selecting the Horses’ in the list box on the left-hand side, those specific pace lines will appear on the point of call chart!



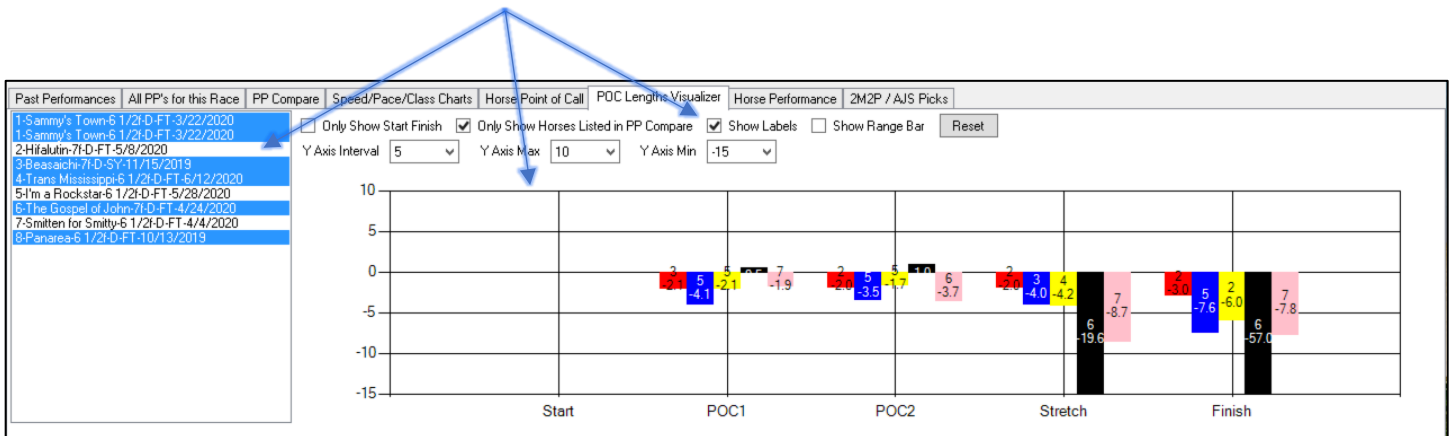
Lastly, if you want to start from the beginning simply click on “Reset” and the chart will clear.



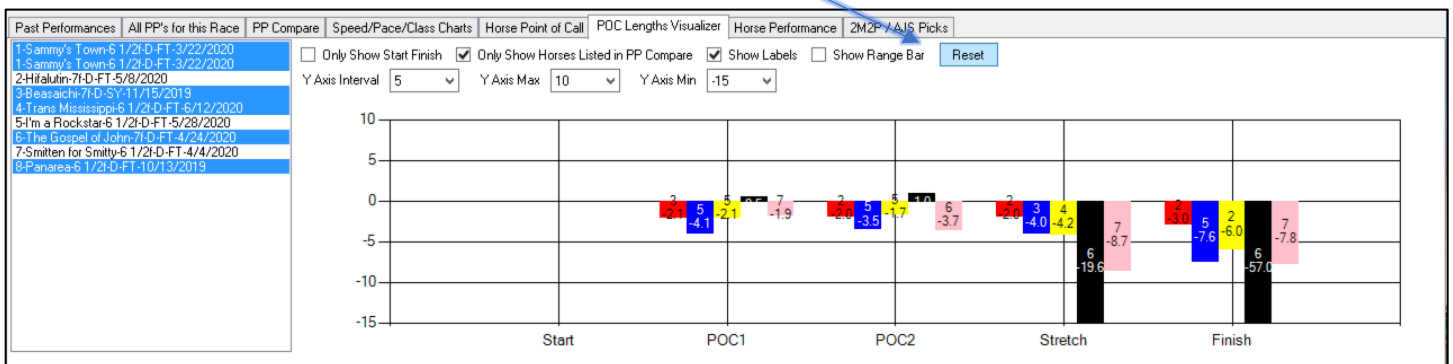
The Point of Call Lengths Visualizer is simply a visual presentation of the lengths behind or ahead of any horse in the race. You have the option to view horses that are only in the PP Compare Tab, you can view only start to finish, show labels and adjust the range bars on the X and Y Axis for a better viewing experience.



Similar to the other charts, each race you select on the left-hand side will appear on the Point of Call Chart. When the Horse is **HIGHLIGHTED BLUE** it is on the chart. When the item is “not highlighted blue” it will not appear on the chart. Labels are also shown below.



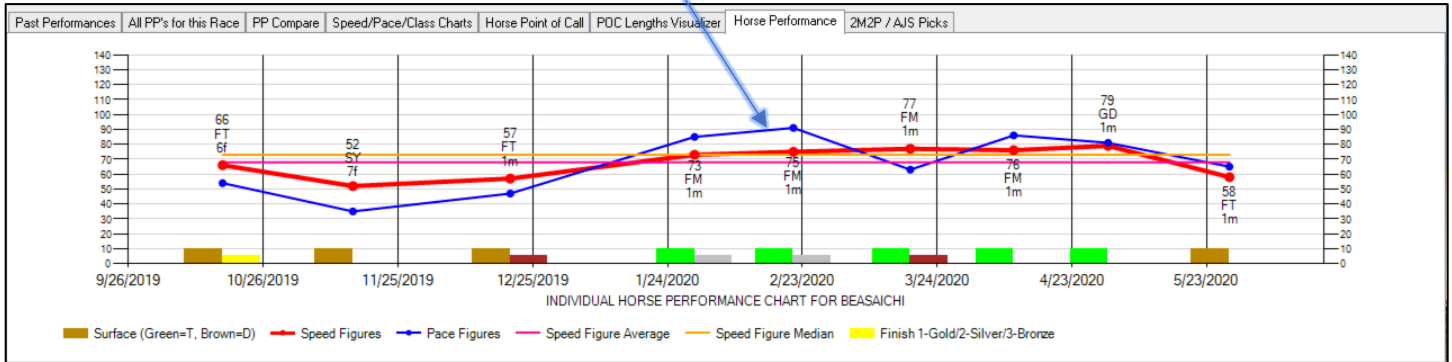
Lastly, if you want to start from the beginning simply click on “Reset” and the chart will clear.



HORSE PERFORMANCE

The Horses' Performance is also showed on chart form and displays several different criteria. Reading from left to right, we show the track surface, **BROWN** for Dirt and **GREEN** for Turf, Speed Figure Progression, Pace Figure Progression, Speed Figure Average, Speed Figure Median, and the Finish in **Gold** for 1st, **Silver** for 2nd, and **Bronze** for 3rd.

Within the chart, we plotted the Speed Figure given for that race, the track condition and the Distance.



PP COMPARE

With PP Compare you can view only the past performances you'd like to see and compare to other horses in the race. Remember, that on the Past Performance tab you can right click to "Add to PP Compare." This is where the past performance will copy to. This feature is incredible for analysis and allows you to digest data for the Horses you are analyzing.

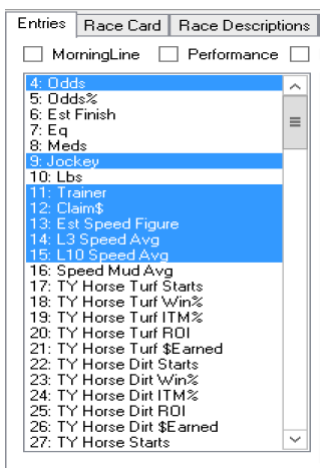
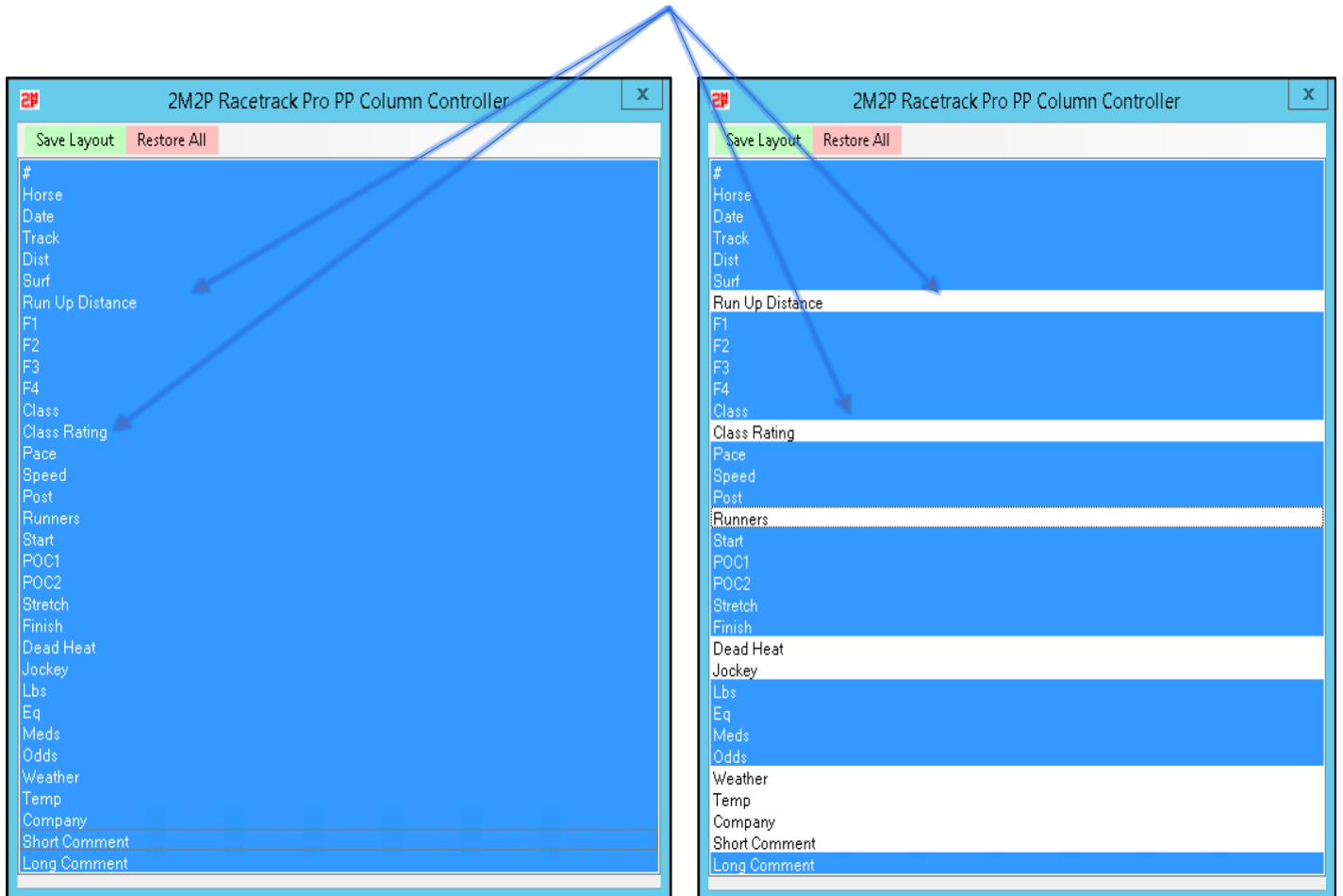
Similar to the other tabs, you have the option to sort each column High to Low or Low to High. In the example below, we selected the most recent Past Performances for some horses that ran at today's distance and surface and sorted the Speed Figures from High to Low. **Please remember to filter the "Race" column to view the past performances for that specific Race. All PPs will remain saved.**

Race	#	Horse	Date	Track	Cond	Dist	Surf	Run Up Distance	F1	F2	F3	F4	Class	Class Rating	Pace	Speed	Post	Runners	Start	L	POC1	L1
9	6	Golden Award	2/15/2020	GP	SY	1 1/16M	D	50	:23.3	:46.6	1:11.14	1:43.57	RoyDItaG3	107	106	108	5	6	3	3.0	3	2
9	3	She's a Julie	5/3/2019	CD	FT	1 1/16M	D	34	:24.0	:47.9	1:12.05	1:43.58	LaTroienG1	103				9	4	1.7	4	2
9	4	Blamed	2/16/2019	GP	FT	1M	D	5	:23.2	:45.6	1:09.70	1:35.18	RoyDItaG3	101				7	1	1.5	1	1
9	1	Pink Sands	2/15/2019	GP	FT	1M	D	5	:24.0	:47.0	1:10.81	1:35.55	AOC52050	100				5	3	2.0	2	1
9	5	Ollie's Candy	4/18/2020	OP	FT	1 1/16M	D	60	:22.2	:45.5	1:10.27	1:43.14	AplBlsmHG1	109				14	2	0.1	1	0
9	2	Point of Honor	4/18/2020	OP	FT	1 1/16M	D	60	:22.2	:45.5	1:10.27	1:43.14	AplBlsmHG1	109	63	97	5	14	14	23.2	14	17

By right-clicking a Past Performance Line you can Remove PP Line, Remove All, and Clear Blue Selection Bar, pictured above.

PP COLUMN CONTROL

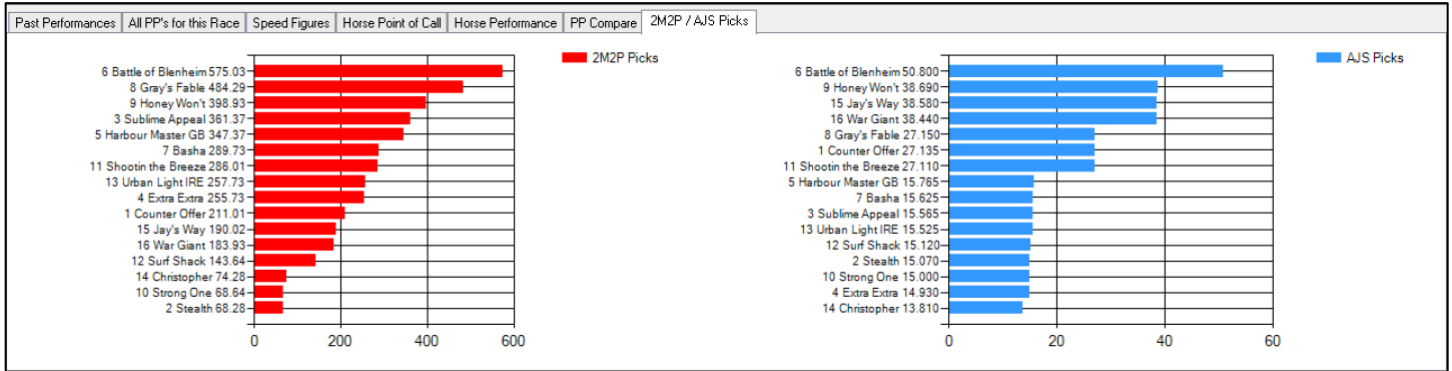
Located at the top of the screen is PP Column Control. The PP Column Control allows you to select specific columns in the Data Grid that you'd like to see. Similar to other features, if the Stats are **highlighted in BLUE**, it will appear on the Data Grid. If the stats are not highlighted in blue, it will not appear on the data grid. Once you've selected the stats, you can SAVE LAYOUT and every time you log in, the layout is saved.



PP Column Control also saves the information you toggle on and off on the Main Dashboard as seen here

2M2P & AJS ALGORITHMS

The last tab of the data grid will show the 2M2P and AJS Algorithms. The Algorithms will also remove horses that are scratched. More information about how the algorithms are created can be viewed our website: www.2M2P.com



Thank for you Purchasing 2M2P Racetrack Pro!

If you have any questions or would like to report a software problem please email: info@2minutes2post.com

Index of All Information is on the following pages

2M2P RACETRACK PRO INDEX OF STATS

4. Odds	58. Life Horse Win%	114. Jockey Routes Starts (8F or Longer)
5. Odds % Minus Track Takeout	59. Life Horse ITM%	115. Jockey Routes Win %
6. Est Finish	60. Life Horse ROI	116. Jockey Routes ROI
7. Eq (Equipment)	61. Life Horse \$ Earned	117. Jockey Sprints Starts (7.5F or Less)
8. Meds (Medication)	62. Jockey L10 Starts	118. Jockey Sprints Win %
9. Jockey	63. Jockey L10 Win %	119. Jockey Sprints ROI
10. LBS (Jockey Weight)	64. Jockey L10 ROI	120. Jockey Todays Distance/Surface Starts
11. Trainer	65. Jockey L30 Starts	121. Jockey Todays Distance/Surface Win %
12. Claim \$	66. Jockey L30 Win %	122. Jockey Todays Distance/Surface ROI
13. Est Speed Figure	67. Jockey L30 ROI	123. Jockey Favorite Starts (Jky Riding Favorite)
14. L3 Speed Avg (Last 3 Speed)	68. Jockey Turf Starts	124. Jockey Favorite Win %
15. L10 Speed Avg (Last 10 Speed)	69. Jockey Turf Win %	125. Jockey Favorite ROI
16. Speed Mud Avg	70. Jockey Turf ROI	126. Trainer Odds 5 Or More Starts
17. TY Horse Turf Starts (This Year)	71. Jockey Dirt Starts	127. Trainer Odds 5 Or More Win %
18. TY Horse Turf Win %	72. Jockey Dirt Win %	128. Trainer Odds 5 Or More ROI
19. TY Horse Turf ITM %	73. Jockey Dirt ROI	129. Trainer Odds 5 Or Less Starts
20. TY Horse Turf ROI	74. Jockey AWT Starts	130. Trainer Odds 5 Or Less Win %
21. TY Horse Turf \$ Earned	75. Jockey AWT Win %	131. Trainer Odds 5 Or Less ROI
22. TY Horse Dirt Starts	76. Jockey AWT ROI	132. Trainer Routes Starts (8F or Longer)
23. TY Horse Dirt Win %	77. Trainer L10 Starts	133. Trainer Routes Win %
24. TY Horse Dirt ITM %	78. Trainer L10 Win %	134. Trainer Routes ROI
25. TY Horse Dirt ROI	79. Trainer L10 ROI	135. Trainer Sprints Starts (7.5F or Less)
26. TY Horse Dirt \$ Earned	80. Trainer L30 Starts	136. Trainer Sprints Win %
27. TY Horse Starts	81. Trainer L30 Win %	137. Trainer Sprints ROI
27. TY Horse Starts	82. Trainer L30 ROI	138. Trainer Todays Distance/Surface Starts
28. TY Horse Win %	83. Trainer Turf Starts	139. Trainer Todays Distance/Surface Win %
29. TY Horse ITN %	84. Trainer Turf Win %	140. Trainer Todays Distance/Surface ROI
30. TY Horse ROI	85. Trainer Turf ROI	141. Trainer Favorite Starts (Trainer Riding Favorite)
31. TY Horse \$ Earned	86. Trainer Dirt Starts	142. Trainer Favorite Win %
32. LY Horse Turf Starts (Last Year)	87. Trainer Dirt Win %	143. Trainer Favorite ROI
33. LY Horse Turf Win %	88. Trainer Dirt ROI	144. Trainer 31-60 Days Off Starts
34. LY Horse Turf ITM %	89. Trainer AWT Starts	145. Trainer 31-60 Days Off Win %
35. LY Horse Turf ROI	90. Trainer AWT Win %	146. Trainer 31-60 Days Off ROI
36. LY Horse Turf \$ Earned	91. Trainer AWT ROI	147. Trainer 61-180 Days Off Starts
37. LY Horse Dirt Starts	92. Bday (Birthday)	148. Trainer 61-180 Days Off Win %
37. LY Horse Dirt Win %	93. Sire1	149. Trainer 61-180 Days Off ROI
38. LY Horse Dirt ITM %	94. Sire2	150. Trainer 180+ Days Off Starts
40. LY Horse Dirt ROI	95. Dam1	151. Trainer 180+ Days Off Win %
41. LY Horse Dirt \$ Earned	96. Dam2	152. Trainer 180+ Days Off ROI
42. LY Horse Starts	97. Breeder	153. Horse Days Since Last Race
43. LY Horse Win %	98. Owner	154. Horse Earnings Per Start This Year
44. LY Horse ITN %	99. Workout1	155. Horse Earnings Per Start Last Year
45. LY Horse ROI	100. Workout2	156. Horse Earnings Per Start Life Time
46. LY Horse \$ Earned	101. Workout3	157. Horse Run Style Average **description below**
47. Life Horse Turf Starts (Lifetime)	102. Jockey/Trainer Starts (Jockey with Trainer)	E+ : Horse that runs wire to wire and wins
48. Life Horse Turf Win %	103. Jockey/Trainer Win %	E : Horse that runs on or very close to lead 0.0 to 0.7 Lengths Behind
49. Life Horse Turf ITM %	104. Jockey/Trainer ROI	E/P : Horse that runs off lead 0.8 to 2.7 Lengths Behind
50. Life Horse Turf ROI	105. Horse/Jockey Starts (Horse with Jockey)	P : Horse than runs off the lead, mid pack, 2.8 to 6.3 Lengths Behind
51. Life Horse Turf \$ Earned	106. Horse/Jockey Win %	S : Horse than runs behind, 6.4 or more Lengths Behind
52. Life Horse Dirt Starts	107. Horse/Jockey ROI	158. Average Lengths between 1 st and 2 nd Point of Calls
53. Life Horse Dirt Win %	108. Jockey Odds 5 Or More Starts	159. Average Lengths between 2 nd and Stretch Point of Calls
54. Life Horse Dirt ITM %	109. Jockey Odds 5 Or More Win %	160. Average Lengths between Stretch and Final Point of Calls
55. Life Horse Dirt ROI	110. Jockey Odds 5 Or More ROI	161. Average of all lengths from 1 st to Final Point of Call
56. Life Horse Dirt \$ Earned	111. Jockey Odds 5 Or Less Starts	
57. Life Horse Starts	112. Jockey Odds 5 Or Less Win %	
58. Life Horse Win%	113. Jockey Odds 5 Or Less ROI	

PAST PERFORMANCE GRID INFORMATION BY COLUMNS:

Past Performances		All PP's for this Race	PP Compare	Speed/Pace/Class Charts	Horse Point of Call	POC Lengths Visualizer	Horse Performance	2M2P / AJS Picks													
Race	#	Horse	Date	Track	Cond	Dist	Surf	RUD	F1	F2	F3	F4	Class	Class Rating	Run Style	Pace	Speed	Post	Runners	Start	L
8	3	Beasaichi	5/28/2020	GP	FT	1M	D	5	:23.5	:46.5	1:11.20	1:37.81	CLM16000 NW2 L	79	P	65	58	5	8	7	-7.0
8	3	Beasaichi	5/1/2020	GP	GD	1M	T	138	:23.0	:47.3	1:11.64	1:35.86	CLM20000	81	E/P	81	79	2	10	5	-2.2
8	3	Beasaichi	4/10/2020	GP	FM	1M	T	136	:23.5	:47.0	1:11.07	1:35.14	CLM20000	79	E	86	76	3	7	2	-1.0
8	3	Beasaichi	3/18/2020	GP	FM	1M	T	50	:24.1	:49.0	1:12.87	1:37.08	CLM20000	73	P	63	77	1	9	5	-3.5
8	3	Beasaichi	2/21/2020	GP	FM	1M	T	77	:22.3	:46.6	1:12.02	1:36.19	CLM20000	73	P	91	75	1	9	8	-9.6
8	3	Beasaichi	1/30/2020	GP	FM	1M	T	189	:22.7	:47.2	1:11.79	1:36.14	CLM20000	69	E/P	85	73	1	9	3	-1.6
8	3	Beasaichi	12/20/2019	GP	FT	1M	D	5	:24.7	:47.6	1:12.56	1:38.45	CLM25000	69	E/P	47	57	7	7	2	-0.1
8	3	Beasaichi	11/15/2019	GPW	SY	7F	D	30	:22.8	:46.8	1:12.64	1:25.63	SOC35000 - N	69	P	35	52	3	9	8	0
8	3	Beasaichi	10/17/2019	GPW	FT	6F	D	30	:22.8	:47.0	:59.7	1:12.80	MCL35000	66	E/P	54	66	2	6	4	0

Read from Left to Right

Race: Today's Race Number the Horse is Running in

#: Horse Number

Horse: Horse Name

Track: Track Raced At

Dist: Distance of Race

Cond: Track Condition

Surf: Surface of Race (D = Dirt, T = Turf, E = All Weather, O = Outer Turf, I = Inner Turf)

Run Up Distance (RUD): Distance traveled before the clock actually starts, measured in Feet.

F1: Fraction 1 of Leader

F2: Fraction 2 of Leader

F3: Fraction 3 of Leader

F4: Final Fraction of Leader/Winner

Class: Previous Class of Race

Class Rating: An Equibase Figure for the Level of Competition the Horse Raced

Run Style: The run style for that specific Race as defined as E+, E, E/P, P, S.

Pace: Equibase Speed Figure at the First Call

Speed: Equibase Speed Figure

Post: Post Position

Runners: Number of Horses that Raced

Start: Position after the gates have opened

L: Lengths Behind or ahead at POC Start [Note that Lengths ahead only applies if the Horses position is 1st]

CONTINUED ON THE FOLLOWING PAGE...

PAST PERFORMANCE GRID INFORMATION BY COLUMNS CONTINUED:

Past Performances		All PP's for this Race	PP Compare	Speed/Pace/Class Charts	Horse Point of Call	POC Lengths Visualizer	Horse Performance	2M2P / AJS Picks												
Race	#	Horse	POC1	L1	POC2	L2	Stretch	LS	Finish	LF	Dead Heat	L1/L2 Avg	L2/L5 Avg	LS/LF Avg	L1/L2/LS/LF Avg	Jockey	Lbs	Eq	Meds	Odds
8	3	Beasaichi	6	-3.1	4	-5.6	4	-10.0	5	-12.8	N	-4.35	-7.8	-11.4	-7.875	Emisael Jaramillo	118	B	L	5.70
8	3	Beasaichi	5	-2.5	4	-1.7	4	-2.6	4	-3.0	N	-2.1	-2.15	-2.8	-2.45	Miguel Vasquez	121	B	L	8.70
8	3	Beasaichi	2	-0.5	2	-0.5	4	-3.5	4	-5.1	N	-0.5	-2.0	-4.3	-2.4	Tyler Gaffalione	120	B	L	3.20
8	3	Beasaichi	9	-3.0	8	-4.3	6	-5.6	3	-1.0	N	-3.65	-4.95	-3.3	-3.475	Tyler Gaffalione	120	B	L	2.10
8	3	Beasaichi	8	-6.6	6	-4.0	4	-3.0	2	-2.0	N	-5.3	-3.5	-2.5	-3.9	Cristian Torres	115	B	L	2.30
8	3	Beasaichi	3	-2.5	4	-1.5	2	-2.5	2	-2.0	N	-2.0	-2.0	-2.25	-2.125	Cristian Torres	115	B	L	4.20
8	3	Beasaichi	1	0.1	3	-3.0	3	-5.0	3	-6.3	N	0.25	-4.0	-5.65	-3.55	Cristian Torres	115	B	L	2.70
8	3	Beasaichi	5	-4.1	5	-3.5	3	-4.0	5	-7.6	N	-3.8	-3.75	-5.8	-4.8	Cristian Torres	115	B	L	2.30
8	3	Beasaichi	4	-2.1	2	-1.0	2	-1.0	1	0.1	N	-1.55	-1.0	-0.45	-1.0	Cristian Torres	115	B	L	2.50

POC1: Horses Position at 1st Point of Call,

L1: Horses Lengths Behind or Ahead at POC1 [Note that Lengths ahead only applies if the Horses position is 1st

POC2: 2Horses Position at 2nd Point of Call

L2: Horses Lengths Behind or Ahead at POC2 [Note that Lengths ahead only applies if the Horses position is 1st

Stretch: Horses Position at the Stretch Point of Call

LS: Horses Lengths Behind or Ahead at Stretch POC [Note that Lengths ahead only applies if the Horses position is 1st

Final: Horses Position Final Point of Call

LF: Horses Lengths Behind or Ahead at Final POC [Note that Lengths ahead only applies if the Horses position is 1st

Dead Heat: If the race was a tie, or dead heat, this column will show a "Y"

L1/L2 Avg: Shows the average lengths between POC1 and POC2

L2/LS Avg: Shows the average lengths between POC2 and POC Stretch

LS/LF Avg: Shows the average lengths between POC Stretch and Final

L1/L2/LS/LF Avg: Shows the average lengths between all Points of Calls

LBS: Weight of Jockey Riding

EQ: Equipment and Gear of Horse

Meds: Medication taken by Horse

Odds: Final Odds for \$1 of Horse at Post Time

Weather: Weather at Post Time

Temp: Temperature at Post Time

Company: Horses that ran 1st, 2nd, and 3rd following by [Lengths behind]

Short Comment: Shorter comment for the horse that raced

Long Comment: Longer comment for the horse that raced, usually more detailed

Past Performances													All PP's for this Race	PP Compare	Speed/Pace/Class Charts	Horse Point of Call	POC Lengths Visualizer	Horse Performance	2M2P / AJS Picks
Race	#	Horse	Jockey	Lbs	Eq	Meds	Odds	Wthr	Temp	Company	Short Comment	Long Comment							
8	3	Beasaichi	Emisael Jaramillo	118	B	L	5.70	C	87	Mixteca [4.3] Aerodynamic [1.5] Etana [3.3]	bump&crowded st, 4wd	bumped and crowded start, four wide turn, no threat							
8	3	Beasaichi	Miguel Vasquez	121	B	L	8.70	C	79	Miss My Macho [1.3] Lady Noguez [0.5] Gea [1.3]	shifted 3wd, one-paced	shifted out three wide approaching stretch, one-paced late							
8	3	Beasaichi	Tyler Gaffalone	120	B	L	3.20	L	89	Days of Spring [2.3] Miss My Macho [2.8] Lady Noguez [0.1]	press pace,vied,wknd	press pace, vied turn, gave way							
8	3	Beasaichi	Tyler Gaffalone	120	B	L	2.10	L	80	Donder 'n Blitzten [0.3] Lady Noguez [0.8] Beasaichi [0.5]	gamely, steadied late	moved off rail approaching stretch, finished well, steadied late							
8	3	Beasaichi	Cristian Torres	115	B	L	2.30	L	71	Days of Spring [2.0] Beasaichi [1.5] Donder 'n Blitzten [0.8]	traffic turn,lugged in	unhurried early inside, traffic far turn, rallied, lugged in late							
8	3	Beasaichi	Cristian Torres	115	B	L	4.20	C	75	Hartling [2.0] Beasaichi [1.3] Duniverse [0.3]	rail-2p, willingly str	close-up inside, two-path into stretch, finished willingly							
8	3	Beasaichi	Cristian Torres	115	B	L	2.70	L	74	Amelia Madelyn [5.0] Don't Get Khozy [1.3] Beasaichi [4.5]	vied 3wd,held for show	contested pace three wide, faded into stretch, held for show							
8	3	Beasaichi	Cristian Torres	115	B	L	2.30	0	82	Rain [6.5] La Tres Jolie [0.5] Donder 'n Blitzten [0.1]	mdipack,bid,flatnd out	mid-range, bid 3/8p, flatnd out							
8	3	Beasaichi	Cristian Torres	115	B	L	2.50	L	89	Beasaichi [0.1] Kozy Kat [13.8] St. Louie Arch [5.8]	duel 2wd,just up	track pace, duel 2wd, just up							